



2022 Piping Plover and Least Tern Predator Monitoring Plan

Kaley Keldsen
Predator Research Lead

2021 Plover and Tern Productivity

- Fledge Ratios:
 - LETEs = consistent
 - PIPLs = variable
- Nest Success: stable
- PIPL Chick Success = declining



2021 Plover and Tern Productivity

Newark East & Dyer = highest fledge ratios



Broadfoot Kearney South & Blue Hole =



Leaman =



Data from additional monitoring = insight on predator presence/predation

Predator Registers

→ WITHOUT add. management



→ MORE common

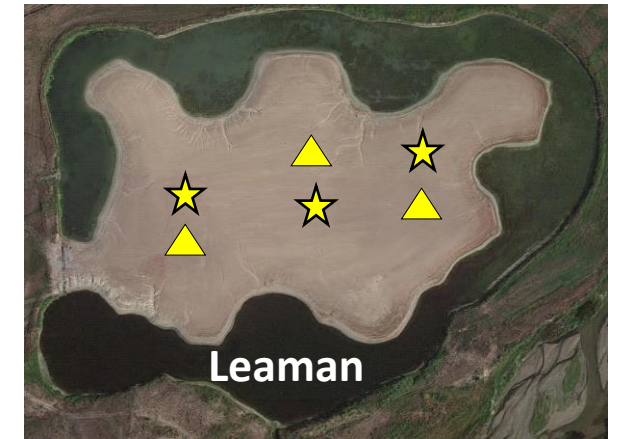
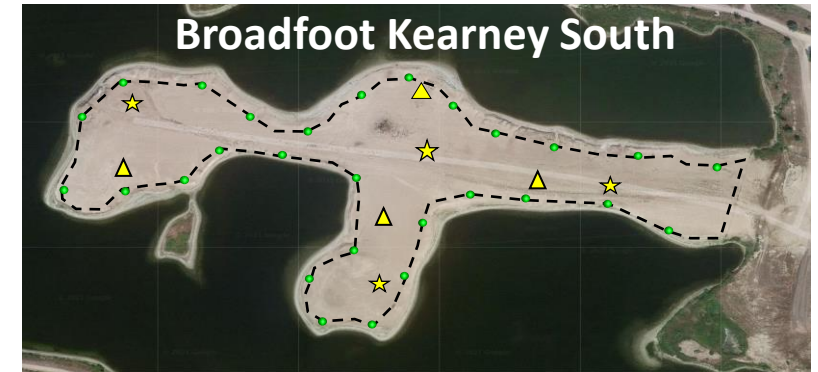
→ WITH add. management



| Status Quo Management




| Additional Management



Trapping
Panel Wings
Track Surveys
Shoreline Cams
Site Cams
Nest Cams

Exclusion Fencing ---
Deterrent Lighting



Continuing Research

Predation =

- Variable or consistent? (year to year, site to site, rate, pred species, etc.)
- Impact on PIPL
- Multiple years = baseline
- Fencing/lighting effects

Questions?

